

Fractions All Around

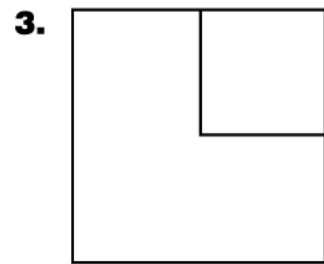



Family Note

Help your child understand the idea of the ONE as well as fractions of objects and sets. Help your child look for objects and pictures that have fractions or decimals printed on them.

Please return this Home Link to school tomorrow.



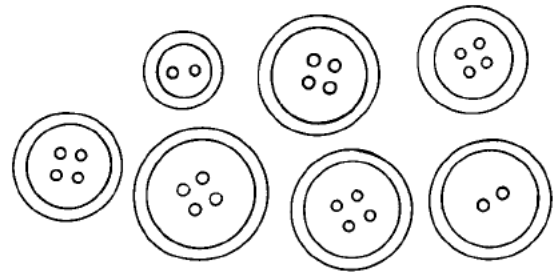
Each square flag below represents the ONE. Write the fractions that name each region inside each flag.



Write the fractions.

4. _____ of the buttons have 4 holes.

5. _____ of the buttons have 2 holes.



Look for items around your home that have fractions or decimals on them, such as recipes, measuring cups, wrenches, package labels, or pictures in newspapers. Ask permission to bring them to school to display in our Fractions Museum.

Practice

Solve. Show your work.

6.
$$\begin{array}{r} 275 \\ - 88 \\ \hline \end{array}$$

7.
$$\begin{array}{r} 684 \\ - 97 \\ \hline \end{array}$$

8.
$$\begin{array}{r} 429 \\ - 237 \\ \hline \end{array}$$

Unit