

Congruent Figures

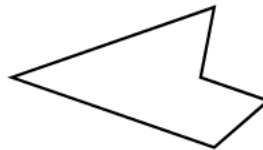
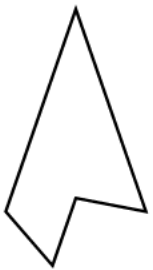
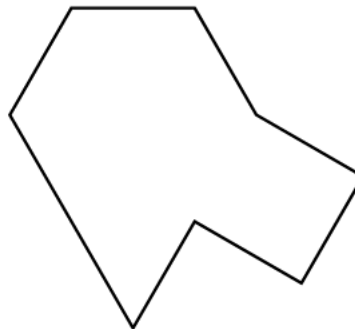

Family Note

If your child has difficulty determining the congruent shapes just by looking, encourage her or him to cut out the first shape. Your child can then rotate or flip the shape to find a congruent shape.

Please return this Home Link to school tomorrow.



Two figures that are exactly the same size and shape are called **congruent** figures. In each of the following, circle the shape or shapes that are congruent to the first shape. Explain to someone at home why the other shape or shapes are *not* congruent to the first.

1.

2.

3.
