

Understanding Decimals



Family Note

Your child has been using grids like the ones below to understand the meaning of decimals. The grid is made up of 100 squares. Each square is $\frac{1}{100}$ or 0.01 of the grid. Ten squares is $\frac{1}{10}$ or 0.10 of the grid. 0.8 is read as "eight-tenths." 0.04 is read as "four-hundredths." 0.53 is read as "fifty-three hundredths."

Please return this Home Link to school tomorrow.




If the grid is ONE, then what part of each grid is shaded?
Write a fraction and a decimal below each grid.




fraction: _____

decimal: _____



fraction: _____

decimal: _____



fraction: _____

decimal: _____


4. Which decimal is greater? Use the grids to help you.

0.3 or 0.09 _____


0.09 or 0.65 _____

0.3 or 0.65 _____


5. Color 0.8 of the grid.



6. Color 0.04 of the grid.



7. Color 0.53 of the grid.



8. Write 0.8, 0.04, and 0.53 in order from smallest to largest.

Use the grids to help you. _____