

# Fact Families


**Family Note**

Your child continues to practice multiplication in school. You can help by stressing the relationship between multiplication and division: With the three nonzero numbers in a multiplication fact, two division facts can be formed. Fact Triangles are designed to help children understand this concept.

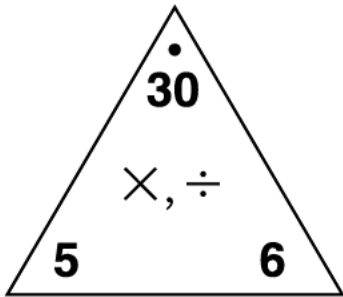
*Please return this Home Link to school tomorrow.*



Write the fact family for each Fact Triangle.



1.



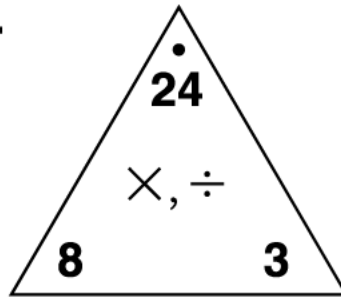
$$\underline{\quad} \times \underline{\quad} = \underline{\quad}$$

$$\underline{\quad} \times \underline{\quad} = \underline{\quad}$$

$$\underline{\quad} \div \underline{\quad} = \underline{\quad}$$

$$\underline{\quad} \div \underline{\quad} = \underline{\quad}$$

2.



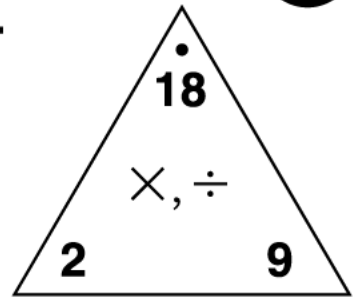
$$\underline{\quad} \times \underline{\quad} = \underline{\quad}$$

$$\underline{\quad} \times \underline{\quad} = \underline{\quad}$$

$$\underline{\quad} \div \underline{\quad} = \underline{\quad}$$

$$\underline{\quad} \div \underline{\quad} = \underline{\quad}$$

3.



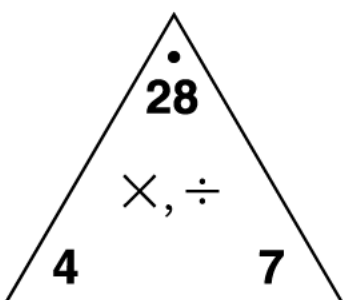
$$\underline{\quad} \times \underline{\quad} = \underline{\quad}$$

$$\underline{\quad} \times \underline{\quad} = \underline{\quad}$$

$$\underline{\quad} \div \underline{\quad} = \underline{\quad}$$

$$\underline{\quad} \div \underline{\quad} = \underline{\quad}$$

4.



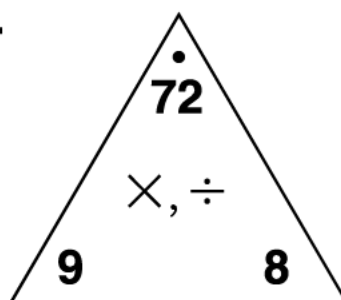
$$\underline{\quad} \times \underline{\quad} = \underline{\quad}$$

$$\underline{\quad} \times \underline{\quad} = \underline{\quad}$$

$$\underline{\quad} \div \underline{\quad} = \underline{\quad}$$

$$\underline{\quad} \div \underline{\quad} = \underline{\quad}$$

5.



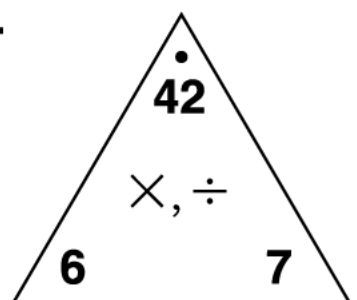
$$\underline{\quad} \times \underline{\quad} = \underline{\quad}$$

$$\underline{\quad} \times \underline{\quad} = \underline{\quad}$$

$$\underline{\quad} \div \underline{\quad} = \underline{\quad}$$

$$\underline{\quad} \div \underline{\quad} = \underline{\quad}$$

6.



$$\underline{\quad} \times \underline{\quad} = \underline{\quad}$$

$$\underline{\quad} \times \underline{\quad} = \underline{\quad}$$

$$\underline{\quad} \div \underline{\quad} = \underline{\quad}$$

$$\underline{\quad} \div \underline{\quad} = \underline{\quad}$$