

×, ÷ Fact Triangles

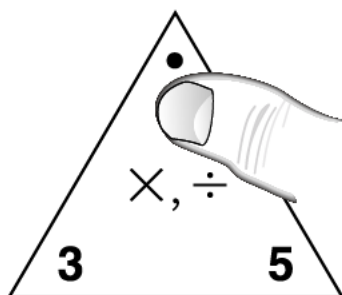
Family Note **Fact Triangles** build mental-math reflexes. They are the *Everyday Mathematics* version of traditional flash cards. Fact Triangles are better tools for memorizing, however, because they emphasize fact families.

A **fact family** is a group of facts made from the same 3 numbers. For 6, 4, and 24, the multiplication and division fact family is $4 \times 6 = 24$, $6 \times 4 = 24$, $24 \div 6 = 4$, $24 \div 4 = 6$.

Use Fact Triangles to practice basic facts with your child. Cut out the triangles from the two attached sheets.

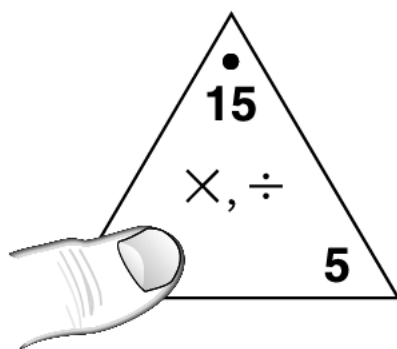
To practice multiplication:

Cover the number under the large dot—the product.

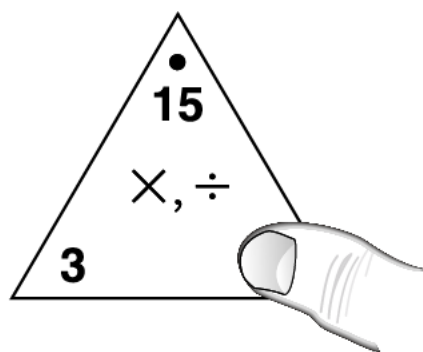


Your child should name one or two multiplication facts: $3 \times 5 = 15$, or $5 \times 3 = 15$.

To practice division, cover one of the smaller numbers.



Your child should name the division fact
 $15 \div 5 = 3$.



Your child should name the division fact
 $15 \div 3 = 5$.

If your child misses a fact, flash the other two problems and then return to the fact that was missed. *Example:* Ravi can't answer $15 \div 3$. Flash 3×5 , and then $15 \div 5$, and finally $15 \div 3$ a second time.

Make this activity brief and fun. Spend about 10 minutes each night for the next few weeks, or until your child learns them all. The work you do at home will support the work we are doing at school.

Please return the **second page** of this Home Link to school tomorrow.



HOME LINK
4•6
 \times, \div Fact Triangles *continued*


Tell someone at home about multiplication/division fact families.



1. The numbers 2, 5, and 10 form the following facts:

$2 \times 5 = \underline{\quad\quad}$ $\underline{\quad\quad} \div 2 = 5$

$5 \times 2 = \underline{\quad\quad}$ $\underline{\quad\quad} \div 5 = 2$

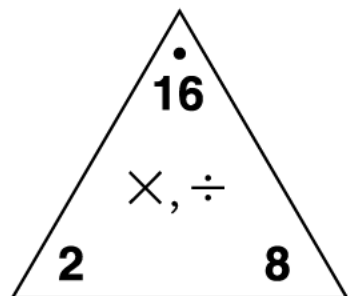
2. Knowing $6 \times 2 = \underline{\quad\quad}$ and $2 \times 6 = \underline{\quad\quad}$

 helps me know $\underline{\quad\quad} \div 2 = 6$ and $\underline{\quad\quad} \div 6 = 2$.

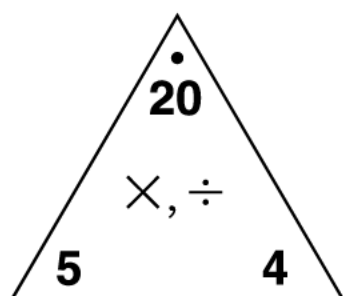
3. The numbers 2, 7, and 14 form this multiplication/division fact family:

 Write the fact family for each \times, \div Fact Triangle.

4.



5.



6.

