

Arrays




Family Note In this lesson, your child solved multiplication problems about arrays, which are rectangular arrangements of objects in rows and columns. Encourage your child to use counters, such as pennies or buttons, while working on the following exercises.

Please return this Home Link to school tomorrow.

Tell someone at home what you know about arrays.

- 1.** Look at the array and fill in the blank.



4 rows of dots

6 dots in each row

_____ dots in all.

- 2.** Draw an array of dots. Your array should have

5 rows of dots

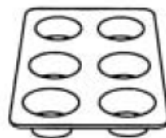
7 dots in each row

That's _____ dots in all.


- 3.** Draw an array of 12 dots.




Telephone:
a 4-by-3 array




Muffins:
a 3-by-2 array




Muffins:
a 3-by-4 array



Tic-tac-toe Grid:
a 3-by-3 array



Checkerboard:
an 8-by-8 array



Eggs:
a 2-by-6 array