

Number Stories and Diagrams



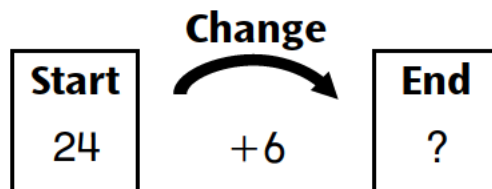
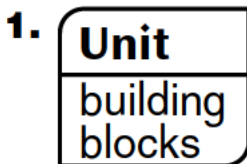
Family Note

In today's lesson, your child used diagrams to solve number stories. Listen to your child's stories. Ask your child to explain how each story relates to both the diagram and the number model. (See Home Link 5.9: *Unit 6 Family Letter* for information about number stories and diagrams.)


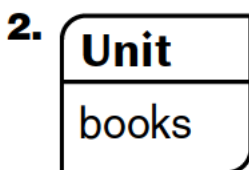
Please return this Home Link to school tomorrow.



Write number stories to match each diagram. Then finish the number model. Tell your stories to someone at home.



Finish the number model: $24 + 6 = \underline{\quad}$



Finish the number model: $15 + 13 = \underline{\quad}$



3.

Unit
bananas

Quantity

Quantity

Difference

 Finish the number model: $28 - 8 = \underline{\quad}$

4.

Unit
baseball cards

Total	
Part	Part

Write a number model for your story.

Number model: _____