

Adding Three Numbers

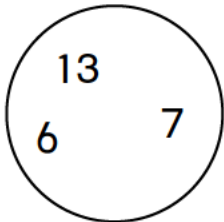

Family Note

Sometimes the order in which you add numbers can make it easier to find the sum. For example, when adding 17, 19, and 23, some people may first calculate $17 + 23$, which equals 40, and then add 19 ($40 + 19 = 59$). For Problems 1–4, help your child look for easy combinations. Before working on Problems 5–10, you might go over the example with your child.

Please return this Home Link to school tomorrow.

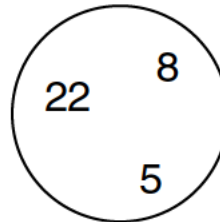
For each problem:

- ◆ Think about an easy way to add the numbers.
- ◆ Write a number model to show the order in which you are adding the numbers.
- ◆ Find each sum. Tell someone at home why you added the numbers in that order.

1.


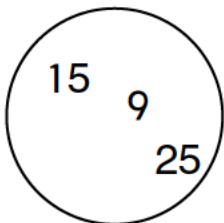
Number model:

$$\underline{\quad} + \underline{\quad} + \underline{\quad} = \underline{\quad}$$

2.


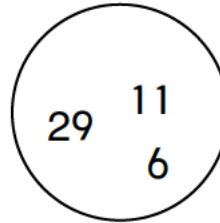
Number model:

$$\underline{\quad} + \underline{\quad} + \underline{\quad} = \underline{\quad}$$

3.


Number model:

$$\underline{\quad} + \underline{\quad} + \underline{\quad} = \underline{\quad}$$

4.


Number model:

$$\underline{\quad} + \underline{\quad} + \underline{\quad} = \underline{\quad}$$

Adding Three Numbers *continued*



Add. Use the partial-sums method.

Example:

			33
			42
			+ 11
Add the tens.	$\rightarrow (30 + 40 + 10)$	\rightarrow	80
Add the ones.	$\rightarrow (3 + 2 + 1)$	\rightarrow	6
Add the partial sums.	$\rightarrow (80 + 6)$	\rightarrow	86

Practice

5.

$$\begin{array}{r} 23 \\ 32 \\ + 14 \\ \hline \\ \hline \end{array}$$

6.

$$\begin{array}{r} 14 \\ 29 \\ + 27 \\ \hline \\ \hline \end{array}$$

7.

$$\begin{array}{r} 8 \\ 19 \\ + 35 \\ \hline \\ \hline \end{array}$$

8.

$$\begin{array}{r} 46 \\ 25 \\ + 12 \\ \hline \\ \hline \end{array}$$

9.

$$\begin{array}{r} 40 \\ 45 \\ + 63 \\ \hline \\ \hline \end{array}$$

10.

$$\begin{array}{r} 9 \\ 85 \\ + 96 \\ \hline \\ \hline \end{array}$$