

HOME LINK
4•4

Temperature

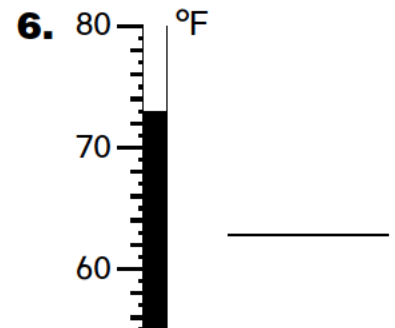
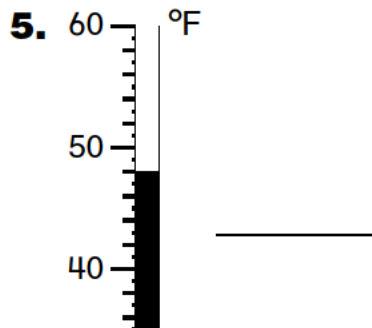
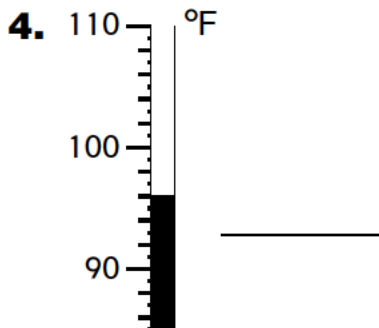
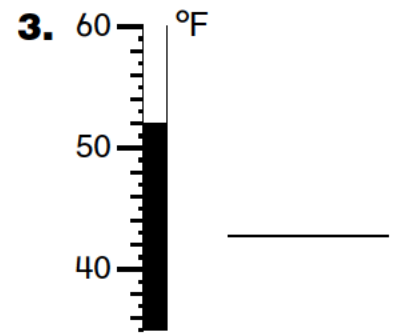
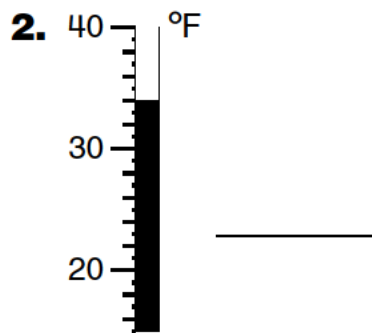
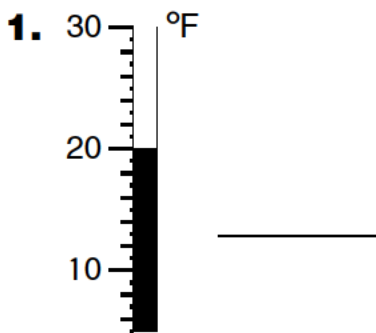
**Family Note**

In today's lesson, your child solved problems involving temperatures. On the thermometers on this Home Link, the longer degree marks are spaced at 2-degree intervals. Point to these degree marks while your child counts by 2s; 40, 42, 44, 46, 48, 50 degrees.

Problems 6 and 12 involve temperatures that are an odd number of degrees. Help your child use the shorter degree marks to get the correct answers.

Please return this Home Link to school tomorrow.

Write the temperature shown on each thermometer.



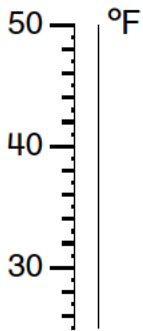
HOME LINK
4•4

Temperature *continued*

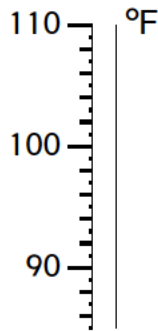


Fill in each thermometer to show the temperature.

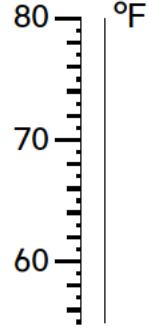
7. Show 44°F .



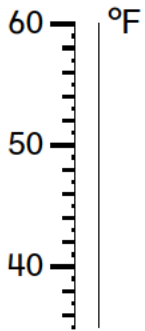
8. Show 102°F .



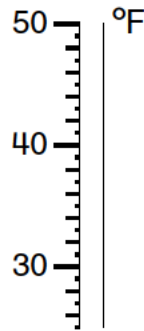
9. Show 60°F .



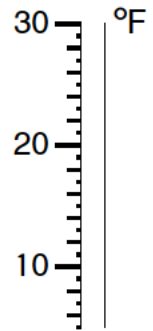
10. Show 56°F .



11. Show 38°F .



12. Show 27°F .



Practice

Add or subtract.

13. $30 + 40 = \underline{\quad}$

14. $75 - 40 = \underline{\quad}$

15. $\underline{\quad} = 7 + 90$

16. $\underline{\quad} = 46 - 20$

17.
$$\begin{array}{r} 53 \\ - 3 \\ \hline \end{array}$$

18.
$$\begin{array}{r} 60 \\ + 8 \\ \hline \end{array}$$